



# JAPAN PRIZE

2024

— SINCE 1985 —

THE JAPAN PRIZE FOUNDATION

---

## C O N T E N T S

---

Significance of the JAPAN PRIZE

-2-

JAPAN PRIZE - Peace and prosperity for mankind

-3-

The Japan Prize Foundation

-4-

Directors, Auditors and Councilors of the Foundation

Projects of the Foundation

-6-

THE JAPAN PRIZE

-8-

Nomination and Selection Process

Fields Selection Committee and Selection Committee

Eligible Fields for the 2025 Japan Prize

Profiles of Japan Prize Laureates

-11-

Donating to our Foundation

-52-

# Significance of the JAPAN PRIZE



Chairman  
Yoshio Yazaki

All people around the world hope for peace and prosperity, and when we look back over the course of human history, we discover just how immense a role science and technology have played in reaching towards that goal.

The Japan Prize is an international award presented to individuals whose original and outstanding achievements are not only scientifically impressive but have also served to promote peace and prosperity for all mankind. From the first prize ceremony held in 1985 to the 40th ceremony held this past year (2024), the Foundation has awarded the prize to 111 laureates from 14 countries. The most notable feature of the Japan Prize is its strong emphasis on contributions to society, as clearly stated in the philosophy on which the prize was founded. When I look back over the achievements of those Japan Prize recipients from this perspective, I am strongly reminded that the Prize has reflected how the progress of science and technology has overlapped the development of human peace and prosperity.

When we look back at the sequence of events that led to the establishment of the Japan Prize, we sense that the founders had a profound sense of gratitude for Japan's rapid reconstruction and development in the wake of World War II, which was achieved due to the fruits of a broad range of science and technology, and wished to express that gratitude to the world.

The hopes and dreams of the many people involved with the establishment of the award are still passed down to us today, including those of the first chairman, Konosuke Matsushita, who described achieving peace and prosperity for humanity as his "lifelong ambition."

Every year in April, the Presentation Ceremony is held in Tokyo in the presence of Their Majesties the Emperor and Empress of Japan. It is also attended by the representatives of the three branches of government - legislative, executive, and judicial - and by other distinguished guests from the fields of academia, government, and business. The Japan Prize has become what it is today through the support of this immense number of people, and it is to them that I would like to express my deepest gratitude.

Scientific and technological progress will continue to play an enormous role in the quest for the future peace and prosperity for all humanity. It is with that in mind that the Japan Prize will strive to contribute to the successful completion of that quest in whatever way we can.

# JAPAN PRIZE - Peace and prosperity for mankind



President

## Hiroshi Komiyama

The Earth is just one of a countless number of planets in our vast universe. While our small planet was born 4.5 billion years ago, our ancestors only emerged during the last few million years, a relatively recent event in cosmic terms. Humanity continued to prosper as a species, and eventually went on to develop civilization. While people's lives have undoubtedly improved, progress has been extremely slow. However, the start of the industrial revolution roughly 200 years ago changed the situation completely. The pace of development accelerated significantly, particularly in the 20th century, and scientific and technological advancement have been the driving force behind this development that has made people's lives even richer.

People now live much longer. In fact, most people throughout history lived very short lives. The average life span was only 31 years even in the early 20th century, but that has now increased to 72 years. We have achieved our eternal dream of longevity, suggesting that at least here civilization has been a success.

The Japan Prize was established to honor the achievements in science and technology that contribute to the peace and prosperity of humanity. Tracing back the history of awards presented to date, I get a sense of how much people's lives have improved and how much science and technology have contributed to that. I remain convinced that the Japan Prize has a significant role to play, and I will continue to work towards fulfilling that role.

However, I cannot deny that I have some trepidation about the future of our world and the people who live upon it. Will we be able to protect our beautiful planet? Can we continue to work towards prosperity for humanity as a whole, without leaving some of us behind? These are the fundamental questions that we must be asking ourselves. I am confident that

the Japan Prize will play a crucial role in promoting science and technology that will answer such questions.

The advancement of science has blessed us with an enormous body of accumulated knowledge. Knowledge is humanity's most prized asset. Because of its sheer volume, it has become difficult to grasp the overall picture of just how much knowledge we now have. This has combined with the increasing complexity of our ever-more affluent society and with the changes made to our planet in order to attain that affluence, resulting in us becoming more anxious about our future. In other words, scientific development itself is the source of that anxiety, which means that scientists must confront this problem head on. In order to solve the various problems we face, we must work together to build bridges between fields, to transcend the boundaries between the fragmented bailiwicks of scientific knowledge. We cannot deny the possibility that science and technology can be misused, but I remain convinced that we possess the wisdom needed to prevent that from happening.

The Heisei Memorial Research Grant Program was established in 2019 as a means to support the future of our civilization and scientific and technological development. It was named thusly as an expression of our heartfelt gratitude to Their Majesties the Emperor Emeritus and Empress Emerita of Japan, who have shown unwavering support for the Japan Prize since the first ceremony was held in 1985. We hope the program will encourage motivated researchers to take on further challenges.

The Foundation will continue to contribute to achieving peace and prosperity for humanity through the Japan Prize, through our research grants, and through the promotion of science and technology education into the future.

# The Japan Prize Foundation

## Name

The Japan Prize Foundation

## Objectives

Bearing in mind the fact that peace and prosperity for mankind is the common aspiration of all people, the Japan Prize Foundation encourages research that will contribute to the development of science and technology, and promotes the comprehensive spread and development of ideas and information in science and technology.

## Activities

The Foundation conducts the following activities to accomplish its objectives:

- 1) Recognize outstanding achievements in science and technology with the Japan Prize
- 2) Encourage the study of science and technology through research grants and promotional activities
- 3) Promote the diffusion of knowledge and philosophy in science and technology through various activities including dissemination of information materials, research papers, and seminars
- 4) Other activities to fulfill the objectives of the Foundation

## History

- |      |   |
|------|---|
| 1982 | The Japan Prize Preparatory Foundation is launched.   |
| 1983 | The establishment of the Japan Prize is endorsed by the Cabinet.  |
| 1985 | The 1st Japan Prize Presentation Ceremony is held.  |
| 1989 | The Foundation starts hosting “Easy-to-understand Science and Technology Seminars”.   |
| 2006 | The Foundation starts awarding research grants.   |
| 2010 | On October 1, 2010, the Foundation was reorganized as a Public Interest Incorporated Foundation and was renamed “The Japan Prize Foundation”. |
| 2020 | The Foundation re-launches the research grants as the Heisei Memorial Research Grant Program.   |

### Cabinet Endorsement

The Government issued the following cabinet endorsement on the establishment of the Japan Prize on October 28, 1983: The official position of the Japanese Government is that the Japan Prize, to be bestowed by the Science and Technology Foundation of Japan\*, will serve to deepen the understanding of the role played by science and technology in furthering world peace and prosperity, thereby making a vital contribution to the positive development of mankind. Based on this judgment, the government agencies concerned are urged to offer whatever cooperation necessary in all phases pertinent to this Prize.  
(Cabinet Endorsement, October 28, 1983)

\* The official documents of the Cabinet Endorsement  
\* Current “Japan Prize Foundation”



# Directors, Auditors and Councilors of the Foundation

## Chairman, Directors, Auditors

<b>Chairman</b>	<b>Yoshio Yazaki</b> Chairman, Board of Regents, Tokyo Medical University
<b>President</b>	<b>Hiroshi Komiyama</b> Chairman of the Institute Mitsubishi Research Institute, Inc. The 28th President of the University of Tokyo
<b>Managing Director</b>	<b>Yasuhiro Mashiko</b> Secretary General, The Japan Prize Foundation
<b>Directors</b>	<b>Masahiro Ando</b> Former Director General, State Guest Houses
	<b>Hideaki Kobayashi</b> Emeritus Professor Okinaga Research Institute of Teikyo University
	<b>Masayuki Matsushita</b> Special Corporate Advisor, Panasonic Holdings Corporation
	<b>Yasutaka Moriguchi</b> Representative Director The Japan Foundation of Public Communication on Science and Technology
	<b>Ryozo Nagai</b> President, Jichi Medical University Professor Emeritus, The University of Tokyo
	<b>Michiharu Nakamura</b> President Emeritus Japan Science and Technology Agency
<b>Auditors</b>	<b>Masakazu Kubota</b> Vice Chair & President, Keidanren
	<b>Hiroshi Ozaki</b> Senior Advisor, Osaka Gas Co., Ltd.

## Councilors

<b>Chairman</b>	<b>Masayuki Oku</b> Honorary Advisor, Sumitomo Mitsui Financial Group, Inc.
<b>Vice-Chairman</b>	<b>Kazuhiko Fushiya</b> Former President, Board of Audit of Japan
<b>Councilors</b>	<b>Yuichiro Anzai</b> CEO, the Tokyo Foundation for Policy Research Senior Advisor, Japan Society for the Promotion of Science
	<b>Michinari Hamaguchi</b> Director General, Strategic Center of Biomedical Advanced Vaccine, Research and Development for Preparedness and Response Japan Agency for Medical Research and Development Counselor to the President Japan Science and Technology Agency
	<b>Junko Kawamura</b> Senior Advisor, Japan Arts Council
	<b>Hideo Miyahara</b> Professor Emeritus, Osaka University
	<b>George Nakayama</b> Senior Adviser, Daiichi Sankyo Company, Limited
	<b>Nobutake Odano</b> Special Advisor to the Board of Chamberlains Imperial Household Agency
	<b>Hiroshi Tomono</b> Senior Advisor, Nippon Steel Corporation
	<b>Kazuhiro Tsuga</b> Chairperson of the Board, Panasonic Holdings Corporation
	<b>Yukako Uchinaga</b> President & CEO, Globalization Research Institute Co., Ltd. Founder and Honorary Chairman Japan Women's Innovative Network
	<b>Juichi Yamagiwa</b> Director-General The Research Institute for Humanity and Nature National Institutes for the Humanities

## Special Advisor

**Hiroyuki Yoshikawa**  
Former President, The University of Tokyo

(alphabetical order, titles as of April, 2024)

# Projects of the Foundation



## JAPAN PRIZE

The creation of the Japan Prize was motivated by the Japanese government's desire to "contribute to the development of science and technology worldwide by establishing a prestigious international award." The Japan Prize was established in 1983 with a cabinet endorsement and is supported by numerous private donations.

The award honors scientists and researchers from around the world, recognizing individuals who have contributed significantly to the peace and prosperity of humankind through original and outstanding achievements that have greatly advanced the progress of science and technology.

Researchers working in all fields of science and technology are eligible to receive the Japan Prize. Each year, it is awarded for achievements in two fields, which are selected by considering recent developments in science and technology. As a general rule, one award is given for each field and each laureate receives a certificate of merit, a prize medal, and prize of 100 million yen.

The Presentation Ceremony is held annually in the presence of Their Majesties the Emperor and Empress of Japan and is also attended by the Prime Minister, the Speaker of the House of Representatives, the President of the House of Councillors, the Chief Justice of the Supreme Court, numerous government ministers, and eminent figures from various other areas.



JAPAN PRIZE

The Japan Prize logo was designed by Mr. Yusaku Kamekura, then President of Japan Graphic Designers Association Inc. Commenting on his work, Mr. Kamekura said, "I used the image of the sun, the source of all energy for its primary design. The circles were added to represent perfection and truth".



## Heisei Memorial Research Grant Program

The Heisei Memorial Research Grant Program is named after Their Majesties the Emperor Emeritus and Empress Emerita, who have been interested in the research activities of young scientists and have encouraged them for many years.

The Foundation primarily provides research grants to scientists under 45 years of age. The Foundation annually selects four to eight scientists engaged in research that transcends the boundaries between different fields and disciplines and contributes to solving social issues. They are then provided with grants worth five to ten million yen.

The Heisei Memorial Research Grant was established as a means of expressing our profound appreciation to their Majesties the Emperor Emeritus and Empress Emerita for their great generosity in granting this award.

(Applicants must belong to a research organization in Japan to be eligible for a grant.)



## Easy-to-Understand Science and Technology Seminars

The Foundation holds various seminars for students and other members of the public. These seminars are conducted by experts who use plain language to explain the advanced technologies commonly used in everyday life.

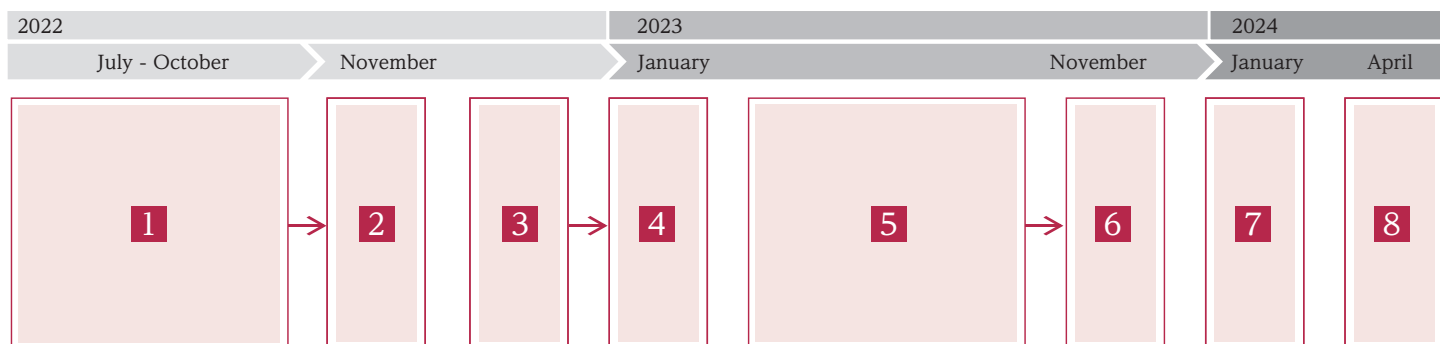
More than 300 seminars have been held since the program was launched in March 1989.



# THE JAPAN PRIZE

## Nomination and Selection Process

### ■ Nomination and Selection Process for the 2024 Japan Prize Laureates



**1** Consider the eligible fields for the 2024 Japan Prize  
(Board of Directors)  
Resources, Energy, the Environment, and Social Infrastructure  
Medical Science and Pharmaceutical Science

**2** Determine the eligible fields for the 2024 Japan Prize  
(Board of Directors)

**3** Invite the nominations

**4** Closing of the nominations

**5** Japan Prize (Selection Committee)  
Resources, Energy, the Environment, and Social Infrastructure  
(Selection Subcommittee)  
Medical Science and Pharmaceutical Science  
(Selection Subcommittee)

**6** Selecting the Laureates of the 2024 Japan Prize  
(Board of Directors)

**7** Announce the Laureates of the 2024 Japan Prize

**8** The 2024 Japan Prize Presentation Ceremony

• Every November, the Field Selection Committee of The Japan Prize Foundation designates and announces the two fields in which the Japan Prize will be awarded two years hence. At the same time, the Foundation invites 15,500 prominent scientists and researchers around the world to nominate candidates online through the Japan Prize Nomination System. The deadline for nominations is the end of January following the announcement of fields.

• For each field, a Selection Subcommittee conducts a rigorous evaluation of the candidates' academic achievements. The conclusions are then forwarded to the Selection Committee, which conducts evaluations of candidates' achievements from a wider perspective, considering how the research contributes to the progress of science and technology, and how significant is its impact on advancing the causes of world peace and prosperity. Once this review is complete, the committee then selects the candidates it will recommend for the Prize, and forwards its recommendations to the Board of Directors which makes the final decision.

• After the fields for a specific year are announced, it takes almost one year to complete the nomination and selection process.

• The Japan Prize winners are announced every January, and the Presentation Ceremony is held in mid-April in Tokyo.

# Fields Selection Committee and Selection Committee

## Fields Selection Committee for the 2025 Japan Prize

### Chairperson

#### Kohei Miyazono

Executive Director, RIKEN  
Distinguished University Professor, Department of Applied Pathology  
Graduate School of Medicine, The University of Tokyo

### Vice-Chairperson

#### Kazuhiro Hashimoto

President  
Japan Science and Technology Agency

### Members

#### Hiroyuki Arai

Executive Director, Pharmaceuticals and Medical Devices Agency  
Emeritus Professor, The University of Tokyo

#### Mutsuko Hatano

Professor, Senior Aide to President Department of Electrical and Electronic Engineering  
School of Engineering, Tokyo Institute of Technology

#### Kazuhiro Hono

President  
National Institute for Materials Science (NIMS)

#### Jinichi Igarashi

Adviser, ENEOS Research Institute, Ltd.  
Former Director, Senior Vice President  
JXTG Nippon Oil & Energy Corporation

#### Erina Kuranaga

Professor, Graduate School of Life Sciences, Tohoku University  
Professor, Graduate School of Pharmaceutical Sciences  
Kyoto University

#### Tadahiro Kuroda

Professor  
Graduate School of Engineering, The University of Tokyo

#### Yukiko Motomura

Editorial writer  
The Mainichi Newspapers Co., Ltd.

#### Toru Nakano

Professor Emeritus  
Osaka University

#### Taikan Oki

Professor  
Graduate School of Engineering, The University of Tokyo

#### Nobuhiro Tsutsumi

Vice President, The University of Tokyo  
Research Professor (Visiting Fellow)  
The University of Tokyo

#### Naonori Ueda

Deputy Director, RIKEN Center for Advanced Intelligence Project  
Research Professor (Visiting Fellow)  
NTT Communication Science Laboratories

#### Minoru Yoshida

Executive Director, RIKEN  
University Professor, Office of University Professors, The University of Tokyo

(Names listed in alphabetical order. Titles and positions are valid as of November 2023)

## Members of the 2024 Japan Prize Selection Committee

### Chairperson

#### Makoto Asashima

Director General  
of Advanced Comprehensive Research Organization  
Research Professor, Teikyo University  
Academic Advisor, Japan Society for the Promotion of Science  
Professor Emeritus, The University of Tokyo

### Deputy Chairperson

#### Yoichiro Matsumoto

Professor Emeritus  
The University of Tokyo

### Members

#### Mariko Hasegawa

President, Japan Arts Council  
Professor Emeritus, The Graduate University for Advanced Studies, SOKENDAI

#### Hiroto Ishida

Adviser  
The Japan Prize Foundation

#### Kazunori Kataoka

Vice Chairperson, Kawasaki Institute of Industrial Promotion  
Center Director, Innovation Center of NanoMedicine (iCONM)  
Professor Emeritus, The University of Tokyo

#### Masayuki Matsushita

Director  
The Japan Prize Foundation

#### Kyosuke Nagata

President  
University of Tsukuba

#### Hideyuki Okano

Professor  
Keio University School of Medicine

#### Tatsuya Okubo

Executive Vice President, The University of Tokyo  
Professor, School of Engineering, The University of Tokyo

#### Hirotu Yasuura

Director General, Fukuoka Asian Urban Research Center, Vice-Director-General  
National Institute of Informatics, Inter-University Research Institute Corporation  
Research Organization of Information and Systems  
Professor Emeritus, Kyushu University

## Selection Subcommittee for the “Resources, Energy, the Environment, and Social Infrastructure” field

### Chairperson

#### Tatsuya Okubo

Executive Vice President, The University of Tokyo  
Professor, School of Engineering, The University of Tokyo

### Deputy Chairperson

#### Tadafumi Adschiri

Research Professor  
Advanced Institute for Materials Research, Tohoku University

### Members

#### Keiko Fujioka

President, Functional Fluids Ltd.

#### Jun-ichiro Hayashi

Institute for Materials Chemistry and Engineering  
Kyushu University

#### Yuya Kajikawa

Professor, Institute for Future Initiatives  
The University of Tokyo

#### Reiko Kuwano

Professor  
Institute of Industrial Science, The University of Tokyo

#### Shigeo Maruyama

Distinguished Professor  
School of Engineering, The University of Tokyo

#### Yoshihiko Matsui

Guest Professor, Waseda University  
Professor Emeritus, Hokkaido University

#### Yoshihiro Mizuguchi

Executive Officer/Chief Technology Officer  
Sustainability Co-Creation Unit  
JGC HOLDINGS CORPORATION

#### Akira Mori

Professor, Research Center for Advanced Science and Technology  
The University of Tokyo

#### Hisashi Nakamura

Professor, Research Center for Advanced Science and Technology  
The University of Tokyo

#### Nobuko Saigusa

Director  
Earth System Division, National Institute for Environmental Studies

#### Tohru Setoyama

Executive Fellow, Mitsubishi Chemical Corporation

#### Chiharu Tokoro

Professor, Faculty of Science and Engineering, Waseda University  
Professor, Graduate School of Engineering, The University of Tokyo

### Specialist

#### Akihiko Kondo

Vice President, Kobe University  
Professor, Graduate School of Science, Technology and Innovation, Kobe University

#### Shunsuke Ono

Associate Professor, School of Computing, Tokyo Institute of Technology

## Selection Subcommittee for the “Medical Science and Pharmaceutical Science” field

### Chairperson

#### Hideyuki Okano

Professor  
Keio University School of Medicine

### Deputy Chairperson

#### Masayuki Miura

Professor  
Graduate School of Pharmaceutical Sciences  
The University of Tokyo

### Members

#### Ken J. Ishii

Professor  
The Institute of Medical Science, The University of Tokyo

#### Takashi Kadowaki

President  
Toranomon Hospital

#### Yuko Kitagawa

Provost and Vice-President, Keio University  
Professor, Keio University School of Medicine

#### Atsushi Kumanogoh

Dean and Professor  
Graduate School of Medicine, Osaka University

#### Shoen Kume

Professor  
School of Life Science and Technology, Tokyo Institute of Technology

#### Seishi Ogawa

Professor  
Graduate School of Medicine, Kyoto University

#### Hiroyuki Sasaki

University Professor, Institute for Advanced Study, Kyushu University  
Specially-Appointed Professor, Medical Institute of Bioregulation Kyushu University

#### Tomomi Shimogori

Team Leader  
Center for Brain Science, RIKEN

#### Taisuke Tomita

Professor  
Graduate School of Pharmaceutical Sciences, The University of Tokyo

#### Yasuteru Urano

Professor  
Graduate School of Pharmaceutical Sciences, The University of Tokyo

#### Akihiko Yoshimura

Professor  
Keio University School of Medicine

(Names listed in alphabetical order. Titles and positions are valid as of January 2024)

## Eligible Fields for the 2025 Japan Prize

Areas of Physics, Chemistry, Informatics, and Engineering

### Materials Science and Production

#### Background and Rationale:

Rapid developments in science and technology have made 21st century society increasingly dependent on the development of new materials and innovative manufacturing technologies. Advanced materials are driving technological innovation in energy, medicine, information and communication, environmental protection, nanotechnology, and a wide range of other fields. Examples of materials under active research include energy-related materials such as high-performance batteries; biomaterials that could help people live longer and healthier lives; optical and semiconductor materials that enable ultrafast information processing and transmission; new functional materials that harness quantum phenomena; and structural materials used to build the infrastructure that forms the backbone of society. The world is also seeing major technological innovations in manufacturing and production, from automated technologies using 3D printers and AI, to energy-saving/zero-emission manufacturing technologies and recycling technologies aimed at building a sustainable society. Materials informatics (MI) is another field that has seen remarkable progress in recent years, and MI research is expected to revolutionize conventional material design and manufacturing technologies. Such advances are extremely important as they will enrich our lives and help build a sustainable society.

#### Eligible Achievements

The 2025 Japan Prize in the fields of Materials Science and Production will be awarded for the discovery or development of materials that lead to breakthrough advances in science and technology, or for dramatic advancements in manufacturing technology that result in new products, services, or industries.

Areas of Life Sciences, Agriculture, Medicine, and Pharmacology

### Biological Production, Ecology/ Environment

#### Background and Rationale:

Throughout history, by raising crops and livestock and accumulating experience and know-how, humans have improved biological production techniques and made production methods ever more efficient. In more recent times, scientific and technical advances have vastly increased the productivity of those methods and contributed to rapid population growth. On the other hand, biological production's growth has brought with it increasingly serious deterioration of our planet's environment and loss of biodiversity.

To take full advantage of ecosystem services and ensure stable and sustainable biological production, innovations in science and technology that emphasize protection of the environment and ecosystems are indispensable. Notable areas of innovation include, for example, development of cultivation systems and plant varieties adapted to different regional climates and operating scales; optimization of farming processes and environmental monitoring through the use of sensing and information and communications technology (ICT); improvement in efficiency and precision of biological production through the utilization of robotics; improvement of food processing techniques and food functionality; reduction of food loss and waste; and diminution of greenhouse gas emissions in all aspects of production, processing, distribution, and consumption. Anticipated are the development of novel "bioproducts" derived from renewable biological material and the development of new production processes that make use of living organisms' biological functions. Methods must also be found to ensure a more equitable distribution of products among regions and social classes, and to assess fairly the multifaceted values of agriculture, forestry, and fisheries industries with roots in local communities.

#### Eligible Achievements

The 2025 Japan Prize in Biological Production and Ecology/Environment will reward achievements that have created, extended, or propagated major steps forward in scientific technology and, by advancing basic science related to ecology and environmental science and biological-production-related science and technology, have made or have the potential to make major contributions to sustainable development of human society in harmony with our ecosystem.

## Schedule (2025-2027)

The fields of research eligible for the Japan Prize for the years 2025 to 2027 can be found in the table below.

The fields are rotated in a three-year cycle, and the Field Selection Committee annually announces the eligible fields for the coming three years.

Areas of Physics, Chemistry, Informatics, and Engineering

Year	Eligible Fields
2025	Materials Science and Production
2026	Electronics, Information, and Communication
2027	Resources, Energy, Environment, and Social Infrastructure

Areas of Life Sciences, Agriculture, Medicine, and Pharmacology

Year	Eligible Fields
2025	Biological Production, Ecology/Environment
2026	Life Sciences
2027	Medical Science and Pharmaceutical Science

2024

Field of Resources, Energy, the Environment, and Social Infrastructure

**Establishment of a scientific foundation for understanding and predicting extreme weather events**



Prof. Sir Brian J. Hoskins

UK Born in 1945  
Professor,  
Department of Meteorology,  
University of Reading



Prof. John Michael Wallace

USA Born in 1940  
Professor Emeritus,  
Department of Atmospheric Sciences,  
University of Washington

The summer of 2023 saw reports of environmental damage due to heat waves, heavy rain, and drought throughout the northern hemisphere. Japan also experienced record heat levels, and the Japan Meteorological Agency released a season forecast in June that predicted that temperatures would continue to trend higher.

Weather and climate are complex phenomena that involve various factors, but the continued advancement of computer, observation, and forecast technologies and techniques have allowed for computational numerical weather and climate forecasting to offer a practical level of accuracy, and it has become an essential element of the social infrastructure. Much progress has also been made in clarifying the actual conditions found when atmospheric circulation changes at various spatio-temporal scales, and in determining their underlying mechanisms. It is now possible to understand not only weather phenomena in specific regions, but also how the effects of changes in atmospheric circulation in distant regions are transmitted through the atmosphere on a global scale.

Since the 1970s, Prof. Sir Brian Hoskins (theoretical and numerical models) and Prof. John Wallace (data analysis) have conducted research in this field, and their almost five decades of work has contributed greatly to these advancements in meteorology and climate dynamics.

The field of numerical weather and climate forecasting is built upon the research of these two scientific allies, and now plays a major societal role in predicting abnormal weather caused by global warming and helping prevent and mitigate disasters.

Field of Medical Science and Pharmaceutical Science

**Discovery of the nuclear hormone receptor family and its application to drug development**



Prof. Ronald M. Evans

USA Born in 1949  
Professor,  
Director of Gene Expression Laboratory,  
The Salk Institute for Biological Studies

Within the human body are a great number of hormones that regulate various functions. Hormones are either water-soluble or fat-soluble, and although it was understood that fat-soluble hormones are able to pass through cell membranes to reach nuclei, the receptors of those hormones were unknown for a long time.

Prof. Ronald Evans was the first researcher in the world to successfully isolate the receptors of fat-soluble hormones and vitamins, and he discovered that these nuclear receptors are a part of a “superfamily” of molecules that have a common structure. He also showed that nuclear receptors function as “transcriptional regulators,” which regulate the transcription (or conversion) of target genes.

These have led to faster drug development, and now roughly 15% of drugs approved by the U.S. Food and Drug Administration (FDA) target nuclear receptors.

Evans’ success in gaining a complete understanding of the 48-member nuclear receptor superfamily has not only contributed greatly to academic research, but also to society as a whole.

Field of Electronics, Information, and Communication

**Distinguished contributions to global long-distance, high-capacity optical fiber network through the development of semiconductor laser pumped optical amplifier**



Prof. Masataka Nakazawa

Japan Born in 1952  
Distinguished Professor,  
Specially Appointed Professor,  
Tohoku University



Mr. Kazuo Hagimoto

Japan Born in 1955  
Principal Researcher,  
National Institute of Information and  
Communications Technology

The world is more closely connected than ever before through email, social networks, online meeting spaces and more, and cloud services have come to be used to store vast amounts of data. The increased diversification and capacity of internet-based information technology resources was made possible by the availability of low-cost optical communication systems that allow large amounts of information to be quickly sent great distances.

In the 1980s, Professor Masataka Nakazawa and Mr. Kazuo Hagimoto combined erbium-doped fiber amplifiers (EDFA) with InGaAsP laser diodes to build small-scale, high-efficiency, long-distance optical amplifiers, a technology considered indispensable to the construction of long-distance optical communication systems but which had until that time been difficult to put into practical use. Within only five years, repeaters equipped with these optical amplifiers were being installed in the transpacific and transatlantic submarine cables and other communication systems that form the long-distance transmission network that spans the world. The optical communication systems built upon this technology have continued to evolve since that time, and are being used in dramatically more applications.

The optical amplifiers they developed paved the way for long-distance, high-capacity optical data transmission, one of the core technologies supporting global Internet society today.

Field of Life Sciences

**The development of methods that use genetically addressable light-sensitive membrane proteins to unravel neural circuit function**



Prof. Gero Miesenböck

Austria Born in 1965  
Waynflete Professor of Physiology,  
Centre for Neural Circuits and Behaviour,  
University of Oxford



Prof. Karl Deisseroth

USA Born in 1971  
Professor, Departments of  
Bioengineering and Psychiatry,  
and Howard Hughes Medical Institute  
Stanford University

All of human behavior – from action to thought, to memory and decision-making – is governed by the neurons that make up our brains. Determining the causal relationships between which neurons influence which patterns of behavior is a major topic of research in neuroscience.

Past research into this topic involved activating and suppressing specific areas of the brain using electrical stimulation, drugs, and other methods, and then observing how behavior thereby clarifying the role each region of the brain plays. However, it was difficult to use such methods to control the targeted neurons with high precision.

However, a new method has emerged that allows researchers to easily control the activity of specific neurons by illuminating them with light. It lets research directly study the relationship between neural activity and behaviors produced because it can be used on live animals.

Prof. Gero Miesenböck successfully devised the concept and principles underlying this technology, and demonstrated its effectiveness. Prof. Karl Deisseroth developed a unique method using a photoactivated protein derived from microorganisms that achieved high spatial and temporal resolution, which allowed it to be harnessed across a broad range of research fields.

The use of light stimulation has become an indispensable tool in neuroscience research, and has led to remarkable progress in the field. It is also expected that this technique will be useful in medical applications, such as restoring sight for the blind and developing treatments for Parkinson's disease.

2022

Field of Materials and Production

For pioneering research contributing to the development of mRNA vaccines



Prof. Katalin Karikó

Hungary/ USA Born in 1955  
Senior Vice President, BioNTech SE  
Adjunct Professor, Perelman School of Medicine,  
University of Pennsylvania  
Professor, University of Szeged



Prof. Drew Weissman

USA Born in 1959  
Professor of Medicine,  
University of Pennsylvania School of Medicine  
Director Penn Institute for RNA Innovation

COVID-19 vaccinations began in the United States and United Kingdom ahead of the rest of the world in December 2020, and people in Japan also became eligible to receive the vaccines in February 2021. It was initially thought that it would take years to develop the vaccines, but mass production became possible in only around one year, thus saving many lives and stemming economic losses across the globe. The vaccines are now serving as a powerful tool in bringing the global pandemic to a close. These mRNA (or messenger-RNA) vaccines differ from conventional vaccines.

Like DNA, mRNA is a type of nucleic acid, and it serves as the blueprint for protein synthesis in the body. Research into medical applications for mRNA was conducted alongside research into DNA in the 1990s, but it was abandoned due to obstacles caused by undesired immune response.

However, in 2005, Professors Katalin Karikó and Drew Weissman discovered that by replacing the uridine in mRNA with a modified nucleic acid called pseudouridine, they could suppress that undesired immune response. Furthermore, in 2008, they announced that using pseudouridine allowed them to achieve their goal of increased protein production. These discoveries opened the doors to using mRNA in medical applications and made it possible for COVID-19 vaccines to be developed quickly.

Field of Biological Production, Ecology/Environment

For outstanding contributions to estimation of global biospheric productivity and climate change science using advanced formulas based on observation



Prof. Christopher Field

USA Born in 1953  
Director, Woods Institute for the Environment, Stanford University  
Professor for Interdisciplinary Environmental Studies

Estimates based on the dynamics of the global biosphere are essential for accurate prediction of future climate change. Particularly important is to clarify what effect plants, which serve as sinks for carbon dioxide (CO<sub>2</sub>), have on climate change. Without an understanding of that, it is impossible to know how much the reduction of artificial CO<sub>2</sub> emissions will help in stopping the progress of global warming.

Professor Christopher Field has spent much of his career accumulating data on living leaves through in-field observation, and he used that data to make it possible to express how the photosynthetic rate of leaves is dependent on the environment in which they grow. Moreover, he developed the equations that enable a plant ecosystem to be considered a single virtual leaf: the “Big-leaf Model.” He then integrated this with climate models, satellite observations, and oceanographic research to clarify the global distribution of CO<sub>2</sub> absorption across both land and sea, and to identify the factors that affect CO<sub>2</sub> concentration in the atmosphere.

Field’s research has become the scientific basis for the climate change measures being implemented today through such initiatives as the Paris Agreement, an international framework for combatting global warming, and the Intergovernmental Panel on Climate Change (IPCC).

---

Field of Resources, Energy, Environment, Social Infrastructure

---

**Development of High-Efficiency Silicon Photovoltaic Devices**



**Prof. Martin Andrew Green**

Australia Born in 1948

Professor, University of New South Wales (UNSW Sydney)

Prof. Martin Green has pioneered the development of high-efficiency silicon photovoltaic devices and contributed significantly to the realization of solar power that is now cheaper than fossil fuel power.

Especially, he made great achievements in increasing power conversion efficiency dramatically from around 17% to 25% by innovating advanced technologies and integrating them into practical devices that now make the transition to a low-carbon society realistic.

He has also trained the researchers and entrepreneurs who have played key roles in industrial development and in reducing the price of silicon photovoltaic devices.

---

Field of Medical Science, Medicinal Science

---


**For their pioneering work in conceptualizing a model of multi-step carcinogenesis and its application and impact on improving cancer diagnosis and therapeutics**



**Prof. Bert Vogelstein**

USA Born in 1949

Professor, Johns Hopkins University School of Medicine



**Dr. Robert A. Weinberg**

USA Born in 1942

Member, Whitehead Institute for Biomedical Research  
Professor, Massachusetts Institute of Technology (MIT)

In spite of improved survival rates, the grim fate of most diagnosed patients is to succumb to the disease or one of its associated comorbidities. Improved survival rates over the last several decades are, in part, the result of discovery of novel anti-cancer agents. The medical advancements underpinning discovery of novel therapeutics and improvements in access to care, and early detection were predicated on innumerable basic and clinical research findings that have elucidated the inner workings of cancer development and survival mechanisms. Understood as a general principle, cancer arises through the accumulation of genetic and epigenetic mutations and alterations that are favorable to the survival and expansion of the tumor cells. This concept has been termed “multi-step carcinogenesis model” and has served as a reliable and accepted foundation for subsequent oncological research. Many of the seminal studies underpinning the multi-step carcinogenesis model were the research discoveries made by Drs. Robert Weinberg and Bert Vogelstein.

## 2020

Field of Electronics, Information, Communication

**Pioneering contribution to information and coding theory**



Prof. Robert G. Gallager

USA Born in 1931  
Professor Emeritus,  
Massachusetts Institute of Technology

From general communication devices such as TVs, personal computers and mobile phones to cutting-edge researches utilizing big-data, such as particle physics and astronomy, digital information communication is one of the fundamental technologies that support today's society. However, when performing data communication, errors can occur due to external noise, and for many years, a lot of research was conducted on developing detection and correction schemes for such errors.

Among them, LDPC codes (Low-Density Parity-Check Codes), invented by Prof. Robert G. Gallager, is an extremely reliable and practical scheme.

Starting with its adoption in the fifth-generation mobile communication system (5G), LDPC codes are expected to support the coming generations of high-speed and large-capacity communications.

Field of Life Science

**Pioneering contributions to paleoanthropology through decoding ancient human genome sequences**



Dr. Svante Pääbo

Sweden Born in 1955  
Director, Department of Evolutionary Genetics  
Max Planck Institute for Evolutionary Anthropology

Where did we humans come from?

Elucidating “the origin and evolution of modern humans” is one of the biggest challenges in paleoanthropology. Traditionally, the evolution and classification of humans had been approached by analyzing the shape of excavated bone and teeth fossils. However, from the mid-1980s, Dr. Svante Pääbo adopted the “genetic approach”, which involves extracting and analyzing DNA, and made series of discoveries that have enabled us to understand modern human evolution at much greater depth.

In particular, the DNA analysis of Neanderthals revealed that the ancestors of modern humans interbred with Neanderthals. Furthermore, the DNA from a fossilized bone fragment excavated from the Denisova cave in Russia revealed the existence of a previously unknown species of humans called the Denisovans.

By analyzing the DNA of ancient humans, Dr. Pääbo has shed new light on the fundamental question of where modern humans came from.



Field of Materials and Production

Leading contributions to precision synthesis of helical polymers and development of practical chiral materials for separating chiral drugs



Prof. Yoshio Okamoto

Japan Born in 1941

University Professor of Nagoya University  
Chair Professor of Harbin Engineering University China

Even among two molecules of the same chemical composition, some have a three-dimensional structure with a mirror image that cannot be superimposed on to the other, as it is the case with our left and right hand. Such molecules are said to be in an enantiomeric relationship. Among enantiomers, physical properties such as the melting point and boiling point are the same, but their physiological effects on the human body can differ. This can cause major problems for the production of pharmaceuticals.

Despite the above being the case, ordinary chemical synthesis can only produce enantiomer mixtures. Along with the advancement of the technique for synthesizing only one hand of the molecule with a catalyst, the convenient method for separating the generated mixture has also come to be widely used. This was made possible by helical polymers. When one-handed helical polymer is coated onto silica gel, packed in a column and enantiomer mixture is injected through, the enantiomer that is more prone to being captured by the helical polymer remains in the column for a long period of time, and the other enantiomer that is less prone to being captured flows out first.

Prof. Yoshio Okamoto was the first in the world to achieve the synthesis of a one-handed helical polymer, and even demonstrated its utility in the separation of enantiomers. Today, products that have been derived from the application of these discoveries are being widely used throughout the world for the research & development and the manufacturing of pharmaceuticals, aroma chemicals and functional materials. Prof. Okamoto's achievements that span the advancement of basic polymer synthesis science to its practical application are highly regarded by the international community.

Field of Biological Production, Ecology

Sustainable soil management for global food security and mitigation of climate change



Prof. Rattan Lal

USA Born in 1944

Distinguished University Professor of Soil Science  
Director, Carbon Management and Sequestration Center  
The Ohio State University

Soil is important not only for food production but also for a wide range of functions in environmental conservation, such as carbon sequestration, environmental cleanup, material circulation and preservation of biodiversity. Prof. Rattan Lal demonstrated in Africa's sub-Saharan region that the "no-tillage cultivation method" can ensure stable biological production while preventing soil erosion, and has undertaken great efforts to spread this technique and promote the idea that a healthy soil is the basis of sustainable agriculture and good environment.

While the soil is usually plowed in agriculture, the no-tillage cultivation method which does away with plowing was adapted and tested by Prof. Lal who had noticed the outflow mechanism of soil organic matter. Based on this finding, Prof. Lal began studying the relationship between soil and global environmental issues.

As a result of the analysis of the global carbon cycle, he found out that with appropriate management, soil not only isolates carbon and reduces CO<sub>2</sub> in the atmosphere but also becomes fertile, thereby improving food production.

And as a result of his continuous appeal to the international community of the importance of appropriate soil management, Prof. Lal's ideas were formulated into the policy of international effort for soil preservation called the "4 per 1000 Initiative", and is closely tied to the promotion of the UN's Sustainable Development Goals (SDGs).

2018

Field of Resources, Energy, Environment and Social Infrastructure

Development of lithium ion batteries



**Dr. Akira Yoshino**  
 Japan Born in 1948  
 Honorary Fellow, Asahi Kasei Corporation  
 Professor, Graduate School of Science and  
 Technology, Meijo University

The lithium ion battery is a type of secondary battery capable of charge/discharge that has become the backbone of today's mobile society by powering smartphones and laptop PCs. It is also being adopted in electric vehicles that are becoming increasingly widespread, serving to reduce emissions of environment-impacting substances. In the early 1980s, Dr. Yoshino put forth the concept of the lithium ion battery and demonstrated its charge/discharge capability. At the time, research on batteries using lithium metal anodes was more predominant, with a strong focus on cathode materials and non-aqueous electrolyte solutions. Dr. Yoshino proposed and demonstrated a viable secondary battery using lithium cobalt oxide for the cathode and a carbon-based material for the anode, which he combined with his original separator and current collector technology. The resulting battery attained high voltage, high energy density, safety and a long-life. Lithium ion batteries have since continued to improve through constant refinements in materials and manufacturing methods, and their application is anticipated to grow into the future.

Field of Medical Science and Medicinal Science

Discovery of B and T lymphocyte lineages and its impact on understanding disease pathology and therapeutic development (Joint Award)



**Dr. Max D. Cooper**  
 USA Born in 1933  
 Professor,  
 Emory University School of Medicine



**Dr. Jacques Miller**  
 Australia Born in 1931  
 Professor Emeritus, Walter and  
 Eliza Hall Institute of  
 Medical Research

Dr. Max D. Cooper and Dr. Jacques Miller discovered the "B and T lymphocytes", the two primary cell lineages involved in adaptive immunity that are responsible for protecting our bodies from intrusion by foreign substances. The B lymphocytes are responsible for the production of antibodies that attack foreign substances such as invading pathogens. T lymphocytes, on the other hand, are responsible for attacking virus-infected cells and cancer cells, and assisting B lymphocytes in the production of antibodies. Using mice, Dr. Miller discovered that T lymphocytes are produced by the thymus, which was considered a vestigial organ at the time. Dr. Cooper, on the other hand, hypothesized that there are two cell lineages with different functions in adaptive immunity and verified their existence through experiments on chickens. Their pioneering achievements laid the foundation for the next half century of developments in immunology from basic concepts to applied research. The development of new therapeutic drugs for cancers and immune disorders, which has been attracting much attention in recent years, would not have been possible without Dr. Cooper and Dr. Miller's discoveries.

---


2017

---

Field of Electronics, Information and Communication

---

**Contribution to information security  
through pioneering research on cryptography**



**Dr. Adi Shamir**  
Israel Born in 1952  
Professor,  
Weizmann Institute of Science

The advent of open digital networks, namely the Internet, has enabled us to lead a convenient lifestyle like never before. Such comfort has been made possible thanks to security measures preventing the theft and manipulation of valuable information. It is Dr. Adi Shamir who proposed many of the underlying concepts in information security and developed a series of practical solutions.

Information in digital networks is coded in binary digits. Utilizing mathematical methodology, Dr. Shamir has invented and proposed numerous techniques, such as the innovative “RSA cryptosystem,” the “secret sharing scheme” which ensures secrecy by breaking up classified information into parts and dispersing it among several participants, the “identification scheme” with which individuals can be identified without revealing secret information and the generic “differential cryptanalysis” which deciphers many common key cryptosystems.

Dr. Shamir has also made a significant breakthrough in the research of side-channel attacks which decipher code by monitoring the physical information of the computer carrying out encryption, such as power consumption and noise.

---

Field of Life Science

---

**Elucidation of the genome editing mechanism  
by the CRISPR-Cas (Joint Award)**



**Prof. Emmanuelle  
Charpentier**  
France Born in 1968  
Director,  
Max Planck Institute  
for Infection Biology (Berlin)



**Dr. Jennifer A.  
Doudna**  
USA Born in 1964  
Professor,  
University of California, Berkeley

Genome editing using the CRISPR-Cas system, announced by Prof. Emmanuelle Charpentier and Dr. Jennifer Doudna in 2012, is a revolutionary new technology in genetic engineering. It was adopted at an explosive rate as a useful tool for research in the life sciences. Today, it continues to be applied to research in a wide range of fields, such as breeding, drug development and medicine. This technology was developed in the process of elucidating the bacterial defense mechanism against such threats as viral infections. Bacteria can remember the DNA of intruding viruses by absorbing their DNA into their own. Upon the next infection, bacteria recognize the intruder’s DNA and snips it with the RNA-guided CAS protein, thereby destroying intruding viruses. Genome editing by the CRISPR-Cas system takes advantage of this mechanism, and enables one to cut the DNA of any organism at arbitrary locations to edit freely by means of removing, replacing or insertion.

### 2016

Field of Materials and Production

**Creation of unconventional inorganic materials with novel electronic functions based on nano-structure engineering**



Dr. Hideo Hosono

Japan Born in 1953

Laboratory for Materials and Structures,  
Institute of Innovative Research, Tokyo Institute of Technology  
Director, Materials Research Center of Element Strategy

Discovery of new materials is a major driving force that transforms industry and our society. Dr. Hideo Hosono endeavored to create new functional materials in areas where others had not yet achieved success. For example, it was said that “transparent oxides” like glass are unsuitable as electrofunctional material because of their electrical nonconductivity, but Dr. Hosono studied their nano-structure and developed the “transparent amorphous oxide semiconductor.” Today, it is extensively used in technologies such as liquid crystal displays (LCDs) and organic light-emitting diode (OLED) displays, contributing enormously towards our society.

Furthermore, he has developed a series of unconventional inorganic materials with electronic functions. In the field of superconductivity research, he focused on iron compounds, which nobody had been paying attention to, and achieved high superconducting transition temperature. He also developed “electrically conductive cement” by modifying the nano-structure of what had been considered an archetypal insulator material.

Field of Biological Production and Biological Environment

**Contribution to modern crop breeding through research on development of molecular genetic analysis**



Dr. Steven D. Tanksley

USA Born in 1954

Professor Emeritus,  
Cornell University

Since the beginning of agriculture, mankind has practiced selective breeding in search of crops with enhanced traits. For most of that time, the methods practiced relied on experience and intuition. From the 1980s, however, rapid advancements in genomic analysis techniques brought about significant changes. The pioneering figure who continuously led this field was Dr. Steven Tanksley.

Dr. Tanksley created chromosomal maps of crops by molecular genetic analysis and went on to identify genes that are related to agricultural productivity, such as fruit size, thereby developing a genomic analysis technique that is instrumental for selective breeding. His research, which combines genetic information and breeding techniques, has contributed enormously to increasing selection accuracy and reducing the amount of time required to breed new crop varieties.

---

## Field of Resources, Energy and Social Infrastructure

---

### Contribution to development of innovative concept on river basin management and reduction of water-related disasters



Dr. Yutaka Takahasi  
Japan (1927 - 2021)  
Professor Emeritus, University of Tokyo

We humans benefit from rivers in our day-to-day lives, but on occasion, suffer severe damage from bank collapse due to swelling river waters. Dr. Yutaka Takahasi has conducted field surveys and data analysis on post-war flood disasters, such as those caused by typhoons, and scientifically verified that transformations in river basins due to large-scale river improvements and developments from the Meiji Era onward have contributed to the magnification of the scale of floods. In addition, in order to reduce the scale of flood damage, he has continued to propose “integrated flood control measures,” which aim not only to make river improvements such as the building of banks but also to achieve basin management through regulating reservoirs and the maintenance of a sound water cycle. Dr. Takahasi’s proposal has also been applied to measures against flood disasters frequently occurring worldwide which have been attributed to global warming.

---

## Field of Medical Science and Medicinal Science

---

### Proposal of the concept of gene therapy and its clinical applications (Joint Award)



Dr. Theodore Friedmann  
USA Born in 1935  
Professor of Pediatrics, University of California San Diego, School of Medicine



Prof. Alain Fischer  
France Born in 1949  
Professor at Collège de France, Director of Institute Imagine, Hôpital Necker-Enfants malades

“Injecting genes or gene-transduced cells into a human body for the purpose of treating diseases” is called gene therapy. In the last few years, there has been a series of reports on convincing clinical efficacy of gene therapy in patients suffering from difficult-to-treat diseases, such as congenital diseases and intractable neurological diseases. The origin of gene therapy can be traced back about 40 years ago to 1972, when Dr. Theodore Friedmann published an article on the revolutionary therapeutic concept and research procedure in a scientific journal. In the years following that event, many researchers carried out fundamental research. Clinical studies started in 1990, but no convincing clinical efficacy could be established. After a period of trial and error, in 1999, Prof. Alain Fischer successfully implemented a hematopoietic stem cell gene therapy on patients with X-linked severe combined immunodeficiency disease with dramatic results, proving the efficacy of gene therapy. The vision of gene therapy as portrayed by Dr. Friedmann and the empirical study carried out by Prof. Fischer paved the way for the present gene therapy.

2014

Field of Electronics, Information and Communication

**Pioneering research on semiconductor lasers for high-capacity, long-distance optical fiber communication**



Dr. Yasuharu Suematsu

Japan Born in 1932  
Honorary Professor,  
Tokyo Institute of Technology

Optical communication network using optical fiber is the pillar of present information society. Dr. Suematsu, Honorary Professor of Tokyo Institute of Technology, has been undertaking the study of optical communication since the early 1960s, the dawn of the optical electronics age. Dr. Suematsu was also a forerunner in taking a “problem-solving approach” in research. In this approach, levels of performance required by society are projected first, and theory and experiments are combined to achieve the goal. In the early 1980s, Dr. Suematsu gave shape to his idea of dynamic single-mode laser, which emits light in the wavelength range where the minimum loss is achieved and has a stable wavelength even with high-speed light modulation when transmitting information. His research on semiconductor lasers has greatly contributed to the realization of a high-capacity, long-distance optical fiber communication.

Field of Life Science

**Discovery of histone modifications as fundamental regulators of gene expression**



Dr. C. David Allis

USA (1951 - 2023)  
Joy and Jack Fishman Professor,  
The Rockefeller University

A human body consists of approximately 60 trillion cells, and most of them have the same genetic information in DNA (deoxyribonucleic acid). How can cells with the same DNA develop into many different types of cells to make up the different organs in the body with different forms and functions, such as skin, liver and cranial nerves? A biochemist from the U.S., Dr. Allis, tackled this question and discovered from his research in the 1990s that enzymes that chemically modify histones, proteins found in chromosomes, play a vital role in the regulation of gene activity. His findings have greatly contributed to the understanding of the generation mechanism in which an organism grows from a fertilized egg, as well as to the development of drugs to treat cancer related to abnormalities in histone modifications.

## Field of Materials and Production

**Development of chemically amplified resist polymer materials for innovative semiconductor manufacturing process (Joint Award)**



Prof. C. Grant Willson  
USA Born in 1939  
Professor of Chemistry  
and Chemical Engineering  
The University of Texas at Austin



Prof. Jean M. J. Fréchet  
USA Born in 1944  
Vice-President for Research  
King Abdullah University of Science  
and Technology

The most important key technology which has been the driving force for innovation in semiconductor technology over the past half a century is lithography, which engraves fine circuits in semiconductors. Dr. Willson and Dr. Fréchet, along with the late Dr. Hiroshi Itoh, embarked on the development of the resist to be used for lithography in the early 1980s, and succeeded in developing a new key technology known as a chemically amplified resist. Through the use of resist developed jointly by the three doctors, a lithography using a short wavelength deep ultraviolet (deep UV; wavelength 254nm) was achieved. By improving this chemically amplified resist, an era of the next generation integrated circuit with a minimum semiconductor circuit width of under 250nm was opened up. The chemically amplified resist is an important technology for the extreme ultraviolet lithography (EUV; wavelength 1-10nm), a present leading edge technology, as well as for electron lithography, and is a key technology in creating new types of electronics.

## Field of Biological Production and Biological Environment

**Contribution to marine environmental conservation through research on ecology and biodiversity of deep-sea organisms**



Dr. John Frederick Grassle  
USA (1939 - 2018)  
Professor Emeritus,  
Rutgers, The State University of New Jersey

It has been thought for many years that only a limited number of living organisms exist in the deep sea exceeding a depth of 200m, due to the fact that hardly any sunlight, needed for photosynthesis, reaches there. However, in 1977, a hydrothermal vent called a black smoker was discovered at the bottom of the Pacific Ocean, and the existence of a wide variety of organisms was recorded. Marine Biologist Dr. Grassle organized an ecological survey mission using a manned research submersible, and clarified the existence of a chemosynthetic ecosystem in the deep ocean which utilizes not sunlight, but chemical substances supplied from the earth's interior.

Through his studies in the 1980s and the 1990s, Dr. Grassle proved that an abundant biodiversity exists in the deep sea comparable to that of the tropical rainforest. Furthermore, in 2000, a 10-year project which endeavors to shed light on the diversity, distribution and population of all marine life called "CoML: Census of Marine Life" was founded. The research findings thereof are greatly contributing to the preservation of the marine ecosystem which has rapidly been lost since the 20th Century.

2012

Field of Environment, Energy and Infrastructure

Developing the world's highest performing Nd-Fe-B type permanent magnet and contributing to energy conservation



Dr. Masato Sagawa  
Japan Born in 1943  
President, Intermetallics Co., Ltd.

One of the fundamental materials which support our highly industrialized society is a permanent magnet. In order to respond to the expectations for a stronger magnet, the Sm-Co(samarium-cobalt) magnet was developed in the 1960s. However, because cobalt was a rare resource, the scope of its application was limited. Amid such a climate, Dr. Sagawa embarked on the challenge of achieving a permanent magnet using iron, an abundant resource. Dr. Sagawa engaged in research and development of magnetic materials from a completely different perspective to the conventional. In 1982, he discovered the Nd-Fe-B (neodymium-iron-boron) magnet that has the world's largest energy product which breaks the Sm-Co magnet's record in the maximum energy product, and achieved the industrialization of this magnet. Motors which use neodymium magnets are compact, lightweight and highly efficient. Thus, they have greatly contributed to the solution of global environmental issues through power-saving industrial and household electronic products as well as through the high efficiency of new energy sources such as wind power generators.

Field of Healthcare and Medical Technology

Development of a new therapeutic drug targeting cancer-specific molecules (Joint Award)



Dr. Janet D. Rowley  
USA (1925 - 2013)  
Blum-Riese Distinguished Service Professor of Medicine, Molecular Genetics & Cell Biology and Human Genetics, The University of Chicago



Dr. Brian J. Druker  
USA Born in 1955  
Professor and Director of OHSU Knight Cancer Institute, Oregon Health & Science University



Dr. Nicholas B. Lydon  
USA Born in 1957  
Founder and Director, Blueprint Medicines

Chronic myelogenous leukemia (CML) is a disease which is caused when a hematopoietic stem cell in the bone marrow turns cancerous. In 2001, with the introduction of the molecularly targeted drug imatinib, treatment results dramatically improved. The origin of imatinib began in 1973 when Dr. Rowley discovered that chromosomes 9 and 22 were recombined in the white blood cells of patients with CML. Dr. Druker and Dr. Lydon succeeded in developing a drug which suppressed the activity of the BCR-ABL protein which occurs as a result of the chromosomal recombination. At present, molecularly targeted drugs are indispensable to the treatment of cancer and autoimmune diseases, and the results obtained from the studies of Dr. Rowley, Dr. Druker and Dr. Lydon underscored the importance of developing molecularly targeted drugs, providing a guiding post for future research.



Field of Information and Communications

Development of the operating system,  
UNIX (Joint Award)



Dr. Dennis M. Ritchie

USA (1941 - 2011)  
Distinguished Member of  
Technical Staff Emeritus,  
Bell Labs



Dr. Ken L. Thompson

USA Born in 1943  
Distinguished Engineer, Google Inc.

With present computer systems, basic software called operating systems are used in addition to application software to perform word processor, spreadsheet tasks, and so on. Dr. Ritchie and Dr. Thompson developed an advanced operating system called UNIX in 1969. The operating systems in those days were increasing in scale but becoming complex and disorderly. With UNIX, stability and high-speed performance could be attained by combining modularized programs. UNIX's superior design concept has been carried on by many computer technicians, and has supported the development of an advanced information society including the Internet.

Field of Bioscience and Medical Science

Discovery of interleukin-6 and its application  
in treating diseases (Joint Award)



Dr. Tadimitsu Kishimoto

Japan Born in 1939  
Emeritus Professor, Osaka University



Dr. Toshio Hirano

Japan Born in 1947  
Professor, Osaka University

Our bodies detect external invasions of bacteria and viruses and eliminate them. This mechanism is called "immunity." Immunity is a complex system consisting of various cells such as lymphocytes (T-cells, B-cells) and macrophage, but the substance which plays an important role in transmitting information between cells is called interleukin. Dr. Kishimoto and Dr. Hirano have purified interleukin 6 (IL-6), which plays a vital part in the production of antibodies, and also succeeded in gene cloning in 1986. In addition, the two doctors have identified a wide range of functions of IL-6 and their research results have contributed to the progress of bioscience and the development of therapeutic drugs for inflammatory diseases.

2010

Field of Industrial Production and Production Technology

Contributions to high-density magnetic recording technology by the development of a perpendicular magnetic recording method



Prof. Shun-ichi Iwasaki

Japan Born in 1926  
Director, Tohoku Institute of Technology  
Professor Emeritus, Tohoku University

LSI (large-scale integration) and the HDD (hard disk drive) which records information have played major roles in the progress of computer technology in the 20th century. It is not an exaggeration to say that the miniaturization and the increasing capacity of the HDD have created the information society through the Internet. Furthermore, what is giving behind-the-scenes support to the attainment of the next-generation system such as cloud computing is the ever-increasing capacity of the HDD by means of the perpendicular magnetic recording method. Prof. Iwasaki, through inspiration from the research of the magnetic recording principle, has developed the perpendicular magnetic recording method, which is more advantageous in attaining higher capacity in comparison to the conventional horizontal magnetic recording method. Since he advocated this method to the world in 1977, he has continued research and development for the practical application thereof.

Field of Biological Production and Environment

Contributions to solving global environmental issues based on the analysis of nitrogen and other substances' cycles



Prof. Peter Vitousek

USA Born in 1949  
Professor of Biology, Stanford University

Since the Industrial Revolution, human economic activities have continued to expand, making the earth a relatively smaller place. Prof. Vitousek, an expert in ecosystems ecology, has been studying the material cycle of such nutrient elements as nitrogen and phosphorus in the ecosystem. Based on the aforementioned research, Prof. Vitousek has made pioneering achievements in the field of "biogeochemistry," which analyzes how various factors influence the ecosystem. From his achievements, he has pointed out the serious effects human activities have on the global environment as well as potential solutions for solving global environmental issues.

---

2009

---

Field of Transformation towards a Sustainable Society in  
Harmony with Nature

---

Contribution towards a sustainable world as founded  
in the 1972 Report titled 'The Limits to Growth'



Dr. Dennis L. Meadows

USA Born in 1942  
Professor Emeritus of Systems Policy,  
University of New Hampshire  
President, Laboratory for Interactive Learning

For humanity, the Earth is both irreplaceable and finite. The continued survival of humanity on Earth depends on its success in creating a "sustainable society." More than 30 years ago, Dr. Meadows was at the center of a research group that used scientific analysis to make this point. "The Limits to Growth" shocked the world when first published in 1972, and it continues even today to illuminate the way forward.

---

Field of Technological Integration of Medical Science  
and Engineering

---

Contribution to tomographic imaging  
in nuclear medicine



Dr. David E. Kuhl


USA (1929 - 2017)  
Professor, Radiology,  
University of Michigan Medical School

Today various types of diagnostic imaging systems including CT (computed tomography) are used on a daily basis in hospitals and clinics all over the world. Dr. Kuhl, one of the world pioneers in tomography, began experimenting in the late 1950s by taking cross-sectional images of the distribution of radioisotopes in the body. He went on to develop SPECT (single photon emission computed tomography) in the late 1960s and succeeded in producing the world's first tomographic images of the human body. In addition to having a profound impact on the subsequent development of X-ray CT scanning and MRI (magnetic resonance imaging), Dr. Kuhl's research brought about the realization of PET (positron emission tomography), which is proving to be invaluable in the early detection of cancers.

2008

Field of Information Communication Theory and Technology

**Creation of network architecture and communication protocol for the Internet (Joint Award)**



Dr. Vinton G. Cerf

USA Born in 1943  
Vice President and Chief Internet Evangelist, Google Inc.



Dr. Robert E. Kahn

USA Born in 1938  
Chairman, CEO & President of Corporation for National Research Initiatives

The appearance of the Internet has pioneered the way for the establishment of a network society that has completely transformed the lifestyles of people around the world. Two men in particular were instrumental in the creation of the concept for the basic framework and the TCP/IP communication protocol which has made the Internet possible. These men are Dr. Cerf and Dr. Kahn. Known as the “Fathers of the Internet,” Dr. Cerf and Dr. Kahn continue to lead advances in information communication.

Field of Medical Genomics and Genetics

**Establishment of medical genetics and contributions to its development**



Dr. Victor A. McKusick

USA (1921 - 2008)  
University Professor of Medical Genetics, the McKusick- Nathans Institute of Genetic Medicine at the Johns Hopkins University

With the completion of the human genome project, we have come to understand almost all of the genetic information contained in DNA, which is encoded in a series of letters. However, we are still some way from fully identifying those parts which are related to the treatment of diseases. Dr. McKusick, has spent over half a century compiling related knowledge, and advocating the importance of the formulation of a genomic map for genetic disorders. Today, researchers and clinicians around the world are sharing the fruits of Dr. McKusick’s labors which have become indispensable to the world of genetic medicine.

---

2007

---

Field of Innovative Devices Inspired by Basic Research


---

**The discovery of Giant Magneto-Resistance(GMR)  
and its contribution to development  
of innovative spin-electronics devices (Joint Award)**



**Prof. Albert Fert**

France Born in 1938  
University of Paris-South



**Prof. Dr. Peter Grünberg**

Germany (1939 - 2018)  
The Research Center of  
Solid State Physics

Computer hard discs, which store vast amounts of memory, are improving year by year and at a faster rate than ever before. Now, however, these memory storage discs are not limited to computers, but are also being used in such electronic appliances as mobile music devices and video cameras. The reason behind the great increases in memory storage capacity and the rapidly diversifying use of hard discs is the discovery of Giant Magneto-Resistance (GMR), a groundbreaking technological innovation. The researchers responsible for this astonishing discovery are Prof. Fert and Prof. Dr. Grünberg.

---

Field of Science and Technology of Harmonious Co-Existence

---

**Contribution to the conservation  
of tropical forest**



**Dr. Peter Shaw Ashton**

UK Born in 1934  
Charles Bullard Professor of Forestry

In recent times, the destruction of tropical forests has been progressing at an alarming rate. Tropical forests are a veritable treasury of a diverse array of many forms of life, and it is widely believed that the loss of this environment would have a major impact on the ecosystem of the entire planet. Dr. Ashton was awarded the 2007 Japan Prize in the category of “Science and Technology of Harmonious Co-Existence” for his extensive research into the phylogenetic systemization of flora and ecological studies in the tropical forests of Southeast Asia, and the contribution his findings have made to tropical conservation efforts.

### 2006

Field of Global Change

For pioneering research on atmospheric structure and composition based on his satellite observation technology and for promotion of international assessments of climate change.



Sir John Houghton

UK (1931 ~ 2020)

Honorary Scientist, Hadley Centre for Climate Prediction and Research and Formerly Chief Executive, Meteorological Office, U.K.

Observations by weather satellites began in the 1970s. When Sir John Houghton developed a new means for making observations to measure the temperatures and composition of the upper atmosphere based on his independent theory. This opened the way to elucidating the three-dimensional temperature structure of, and distribution of micro-components such as ozone in the atmosphere across the entire globe. Then he established the Hadley Centre for Climate Prediction and Research to pursue this research and to study international climate change. He also has played a central role in compiling the First, Second and Third Assessment Reports under the auspices of the Intergovernmental Panel on Climate Change (IPCC).

Field of The Development of Novel Therapeutic Concepts and Technologies

The discovery of the statins and their development



Dr. Akira Endo

Japan Born in 1933

Director, Biopharm Research Laboratories, Inc., Tokyo, Japan

In 1973 Dr. Endo isolated from penicillium a ground-breaking substance called ML-236B (currently known as compactin) that lowers blood cholesterol levels, and confirmed that it was also effective in humans. This discovery triggered world-wide research into the compactin group and resulted in the birth of several hypercholesteremia drugs from amongst that group. These drugs, known collectively as statins, are presently used by approximately thirty million people around the world and help to prevent cardiac disease and strokes and so on.

2005

Field of Information and Media Technology

**Pioneering contributions to natural language processing and intelligent image processing**



**Dr. Makoto Nagao**

Japan (1936 - 2021)

President, National Institute of Information and Communications Technology

Dr. Nagao has pioneered research in the fields of machine translation, natural language processing, and image processing, and has achieved extensive results that have had a significant impact on other researchers in this field. Notably, he developed a fully functional Japanese-to-English / English-to-Japanese translation system, and was the world's first advocate of example based translation in machine translation. In image processing, he was the first to introduce feedback analysis mechanisms, which had a dramatic impact on many later research activities. He developed the world's first digital library prototype system incorporating natural language processing and image processing technologies, and has contributed to the new digital library era. In addition to being a pioneer, Dr. Nagao has been a leader in this field as well, for example as a founder of the International Association for Machine Translation and The Association for Natural Language Processing.

Field of Cell Biology

**Fundamental contribution in elucidating the molecular mechanisms of cell adhesion (Joint Award)**



**Dr. Masatoshi Takeichi**

Japan Born in 1943

Director of RIKEN Center for Developmental Biology



**Dr. Erkki Ruoslahti**

USA Born in 1940

Distinguished Professor, The Burnham Institute

Cell adhesion is fundamentally important in the construction of tissues and organs. Dr. Takeichi and Dr. Ruoslahti pinpointed the essential core processes in the complex phenomena of cell adhesion and succeeded in elucidating the mechanisms at the molecular level. Their accomplishments are expected to fundamentally contribute to working out the etiology and developing therapy of serious diseases such as malignant tumors.

2004

Field of Chemical Technology for the Environment

**Pioneering work on photochemical catalysis and its application for the environment (Joint Award)**



**Dr. Kenichi Honda**

Japan (1925 - 2011)  
Professor Emeritus,  
The University of Tokyo



**Dr. Akira Fujishima**

Japan Born in 1942  
Chairman, Kanagawa Academy of  
Science and Technology

Dr. Honda and Dr. Fujishima found that irradiation of solar light onto a single crystal titanium dioxide (TiO<sub>2</sub>) electrode resulted in the splitting of water into hydrogen and oxygen (The Honda-Fujishima effect). Thus, they pioneered research on artificial photosynthesis and production of hydrogen as a clean energy from water by using solar light. Furthermore, the development of the self-cleaning coatings of TiO<sub>2</sub> on a variety of surfaces is going to produce a new industry of photocatalysts, which significantly contributes to environmental conservation. The contributions of these two scientists to “Chemical Technology for the Environment” for the sustainable development of society are enormous.

Field of Food Production Based on Ecosystem Concepts

**Contributions to the understanding of shelf ecosystems and their sustainable utilization**



**Dr. Keith J. Sainsbury**

New Zealand Born in 1951  
Senior Principal Research Scientist,  
Division of Marine Research,  
Commonwealth Scientific  
and Industrial Research Organization

Dr. Sainsbury greatly contributed to the establishment of marine bio-resource management strategies for sustainable fishery production based on his basic studies on population dynamics including experimental fishery management mainly of demersal fish resources in the shelf ecosystem and consequently to the planning of the Australian marine policy. He also contributed much to the development of a paradigm for sustainable utilization of fishery resources in tropical and temperate marine areas.

Field of Science and Technology for Conservation of Biodiversity

**Observational, experimental and theoretical achievements for the scientific understanding and conservation of biodiversity**



**Prof. John H. Lawton**

UK Born in 1943  
Chief Executive,  
Natural Environment Research Council

Prof. Lawton is a prolific contributor to fundamental research on the ecological aspect of biodiversity. He studied various organisms, including birds, mammals, insects, and plants. He analyzed various species of these groups and the ways in which they co-exist with other species. Based on conservation, biological observation and analysis, he also contributed to the protection of bird species, actually serving as a key person in environmental NGOs.



---


2003

---

Field of Science and Technology of Complexity

---

**Creation of universal concepts in complex systems  
- chaos and fractals (Joint Award)**



Dr. Benoit B. Mandelbrot

Dr. James A. Yorke

USA (1924 - 2010)  
Sterling Professor of Mathematical  
Sciences, Mathematics Department,  
Yale University  
IBM Fellow Emeritus,  
TJ Watson Research Center,  
International Business  
Machines Corporation

USA Born in 1941  
Distinguished University  
Professor of Mathematics  
and Physics, Institute  
for Physical Sciences  
and Technology,  
University of Maryland

The world we live in is so complex that it is an enormous challenge to understand the fundamental nature of its complexities. Nature is filled with complex geometrical shapes. Dr. Mandelbrot discovered that “self-similarity” is the universal property that underlies such complex shapes, and he coined the expression “fractal.”

Many different, variable complex patterns of behavior are found in dynamic phenomena, Dr. Yorke found the universal mechanism underlying such nonlinear dynamic phenomena and summed it up using the term “chaos.”

The two concepts, chaos and fractals, have been established as universal concepts underlying such phenomena. Dr. Mandelbrot and Dr. Yorke utilized, respectively, the terms fractal and chaos and elucidated their fundamental properties. They have provided new frameworks for understanding complex phenomena, and have defined both their foundations and their applications.

Field of Visualizing Techniques in Medicine

---

**Discovery of the principle  
for functional magnetic resonance imaging**



Dr. Seiji Ogawa

Japan Born in 1934  
Director, Ogawa Laboratories  
for Brain Function Research,  
Hamano Life Science Research Foundation

Dr. Ogawa discovered the principle upon which the field of functional and physiological imaging of the human body, particularly the human brain, is based. He searched for physiologically dependent signals in magnetic resonance imaging (MRI), and found BOLD (Blood Oxygenation Level Dependent) signal contrast in MR images of the brain. This work has proved to be the fundamental basis of noninvasive functional imaging methodology that is now widely used not only in many biological and medical sciences, such as neurobiology, psychology and neurology, but also in many fields of clinical medicine as diagnostic tools.

2002

Field of Computing and Computational Science and Engineering

**Advancement of civilization through invention,  
implementation and deployment  
of the world wide web**



Dr. Timothy John Berners-Lee

UK Born in 1955  
Senior Research Scientist,  
Laboratory for Computer Science, M.I.T.

Dr. Berners-Lee is the inventor of the World Wide Web (www). Through his invention people were able to acquire information and work together by combining their knowledge in a web using hypertext documents through the Internet. He implemented the first www using HTML, Hypertext Markup Language developed by himself. The www has made revolutionary change in information exchange and communication among people, contributing to the globalization of information and communication in the world. It has created new forms of commercial and industrial activities like E-commerce, internet publications of newspapers and books, and more. The World Wide Web has made a profound and farreaching contribution not only to science and technology but also to the advancement of the civilization.

Field of Developmental Biology

**Pioneering work on mammalian  
embryonic development (Joint Award)**



Dr. Anne McLaren

UK (1927 - 2007)  
Principal Research Associate,  
Wellcome Trust / CRC Institute



Dr. Andrzej K. Tarkowski

Poland (1933 - 2016)  
Director of the Institute of Zoology,  
Warsaw University

Drs. McLaren and Tarkowski pioneered the developmental biology of mammals using a mouse as a model and established technologies to manipulate early embryos. Taking advantage of chimeric embryos in particular, they demonstrated the enormous plasticity of early embryonic cells, and gave deep insight into fundamental questions on mammalian embryonic development, such as how sexes differentiate, how genetic information of sexually distinct parents differentially contributes to development, and how cells interact in developing tissues. This work has proved fundamental as regards major issues not only of current developmental biology which are of increasing importance, but also for the progress of basic medical and veterinary sciences.

---

## 2001

---

Field of Science and Technology of Environment Conscious Materials

---

**Discovery of environmentally benign electrode materials for high energy density rechargeable lithium batteries**



**Dr. John B. Goodenough**

USA (1922 - 2023)  
Professor, University of Texas

Dr. Goodenough recorded notable achievements in the field of solid-state science and made a great contribution to fundamental science. His well-known studies are on magnetism and the conductivity of transition metal compounds and on superionic conductors. Based on these research results and with profound insights, he found electrode materials for high-performance lithium batteries and used these materials to develop high-capacity portable rechargeable batteries. These batteries are not only environmentally benign but also very effective in the reduction of carbon dioxide emission.

---

Field of Marine Biology

---

**Contribution to the development of biological / fisheries oceanography and for conservation of fishery resources and marine environment**



**Dr. Timothy R. Parsons**

Canada Born in 1932  
Professor Emeritus, University of British Columbia

Through his research devoted to obtaining a holistic understanding of how pelagic organisms are interconnected in the trophodynamic food-web of the sea, Dr. Parsons has made a great contribution to the development of Biological Oceanography as determined today. His goal has been to present an alternative method for the management of fisheries, based on measuring of dynamic relationships between fish and their physical, chemical and biological environments.


2000

Field of City Planning

Field of Host Defense

Establishment of an ecological city planning process and proposal of a land use evaluation system

Discovery of Immunoglobulin E and mechanisms of IgE-mediated allergic reactions



Prof. Ian L. McHarg

USA (1920 - 2001)  
Professor Emeritus, Department of  
Landscape Architecture and Regional  
Planning, University of Pennsylvania.

Dr. Kimishige Ishizaka

Japan (1925 - 2018)  
President Emeritus, La Jolla Institute  
for Allergy and Immunology

Prof. McHarg introduced ecological ideas into city planning, visualized environmental ecosystems on overlay maps of factors such as physiography, hydrology, vegetation, and historical landmarks, and developed an innovative land use evaluation system, clarifying the suitability of, and restrictions on, land use. He is recognized as a founder of ecological planning, because of his distinguished achievements in the 1960s - when disorderly urban developments dominated - in ecological city planning, making the most of the abundant potential capabilities of nature. His methodology has had great influence upon city planning in an age when the global environment is of the utmost concern.

Dr. Ishizaka was the first to discover immunoglobulin E and to elucidate fundamental mechanisms of allergic reaction at cellular and molecular levels. His work has profoundly influenced other medical research areas and even contributed to the clinical diagnosis and treatment of allergic diseases.

---

1999

---

Field of Information Technologies

---

**Establishment of coding theory  
for reliable digital communication, broadcasting  
and storage**



Dr. W. Wesley Peterson

USA (1924 - 2009)

Professor of Information and Computer Sciences,  
University of Hawaii at Manoa

Dr. Peterson authored Error-Correcting Codes, the “bible” for the coding theory, and established the fundamentals of this field. He created the conceptual framework of coding theory on the basis of modern algebra and invented practical implementation methods for error detection and correction. This led to an exceptionally important contribution in the industrial application of error-correcting codes. Current digital communication, broadcasting and storage systems owe their reliability to his research results.

Field of Molecular Recognition and Dynamics in Bioscience

---

**Elucidation of the three-dimensional structures  
of class I and class II human histocompatibility antigens  
and their bound peptides (Joint Award)**



Dr. Jack L. Strominger

USA Born in 1925

Higgins Professor of Biochemistry,  
Harvard University.



Dr. Don C. Wiley

USA (1944 - 2001)

John L. Loeb Professor of  
Biochemistry and Biophysics,  
Harvard University.

Dr. Strominger and Dr. Wiley were the first to elucidate the three-dimensional structures of the human histocompatibility complex class I and class II molecules. Their work provided a detailed understanding of how peptides derived from processed foreign antigens and self proteins are presented to T lymphocytes for the initiation of an immune response. Their work also opened a wide vista for investigation of autoimmunity, transplantation rejection, tumor immunity and the response to foreign pathogens.

1998

Field of Generation and  
Design of New Materials Creating Novel Functions

For the creation and realization of the concept  
of man-made superlattice crystals which lead to generation  
of new materials with useful applications



Dr. Leo Esaki  
Japan Born in 1925  
Former President, University of Tsukuba


Dr. Esaki proposed the concept of “semiconductor superlattice,” realized it, and discovered its peculiar properties such as negative differential conductivity and resonant tunneling. His concept of the superlattice inspired many other scientists. It underlies the high-speed transistor HEMT, optical devices with multiple-quantum wells, and giant magneto-resistance. “Superlattice” was a great accomplishment in terms of the generation and design of new materials to create novel functions. (Dr. Esaki was awarded with a Nobel Prize in Physics in 1973 for his discovery of tunneling in semiconductor p-n junctions. Superlattice is another great accomplishment he has made.)

Field of Biotechnology in Agricultural Sciences

Establishment of the theory and method  
of the production of transgenic plants  
(Joint Award)



Prof. Dr. Jozef S. Schell  
Belgium (1935 - 2003)  
Director, Department of Genetic  
Principles of Plant Breeding,  
Max-Planck-Institute für  
Züchtungsforschung, Germany



Dr. Marc C.E. Van Montagu  
Belgium Born in 1933  
Professor, Department of Genetics,  
University of Ghent, Belgium.

Dr. Schell and Dr. Van Montagu showed that the formation of tumors in plants with Agrobacterium is attributable to insertion of some genes contained in the bacteria into the nuclear genomes of host plants. They utilized this system to develop methods for efficient transfer of foreign genes into plant genomes. Recent advances in the production of transgenic plants have been based on their work.

1997

Field of Systems Engineering for an Artifactual Environment

**Establishment of the robot industry and creation of a techno-global paradigm (Joint Award)**



Dr. Joseph F. Engelberger

USA (1925 - 2015)  
Chairman and Director,  
HelpMate Robotics Inc.



Dr. Hiroyuki Yoshikawa

Japan Born in 1933  
Former President,  
The University of Tokyo

Dr. Engelberger foresaw from the beginning that machines called robots would markedly improve productivity and was a key person in their development and introduction for practical purposes. He has greatly contributed to the long-term expansion and development of the world economy by innovatively improving productivity in the manufacturing industry.

Dr. Yoshikawa has shown that the professional disciplines associated with the production of artifacts have been too specialized with respect to the system of knowledge, which has made the solving of such problems as environmental destruction and depletion of resources difficult.

He has played a leading role in research in systematizing knowledge related to design and manufacturing and has developed a new field called general design theory. Based on this concept, he has proposed artifactual engineering in order to solve the above problems.

Field of Biotechnology in Medicine

**Contribution to establishment of fundamental concept on causes of cancer (Joint Award)**



Dr. Takashi Sugimura

Japan Born in (1926 - 2020)  
President Emeritus of  
National Cancer Center and  
President of Toho University



Dr. Bruce N. Ames

USA Born in 1928  
Professor of Biochemistry  
and Molecular Biology,  
University of California, Berkeley

As early as 1957, Dr. Sugimura discovered the carcinogenicity of a mutagen, 4-nitroquinoline-1-oxide. In 1967, he successfully induced stomach cancer in rats by oral administration of a mutagen, N-methyl-N'-nitro-N-nitrosoguanidine. He subsequently established the fact that many carcinogens were mutagens. He successfully isolated and identified many carcinogens with a structure of heterocyclic amine from foods cooked under ordinary conditions. He further developed his studies to analyze multiple step carcinogenesis at molecular levels. He demonstrated that many environmental carcinogens could be identified by their mutagenicity. He has made crucial contributions to the establishment of the fundamental concept on causes of cancer.

Dr. Ames first established an efficient in vitro assay for mutagens using Salmonella in 1971. This "Ames test" has been used widely in research institutes, industries and regulatory agencies around the world for screening environmental carcinogens and mutagens. This test has also been used to study metabolisms of carcinogens and mutagens. He established the fact that many carcinogens were mutagens. He made further contributions to the understanding of endogenous oxygen radicals in carcinogenesis and to the understanding of the mechanisms involved in aging. He demonstrated the close relationship between mutagenicity and carcinogenicity. He has made crucial contributions to the establishment of the fundamental concept of causes of cancer.

1996

Field of Information, Computer and Communication Systems

**For pioneering research on wide-band,  
low-loss optical fiber communications**



Dr. Charles K. Kao

USA (1933 - 2018)

Vice-Chancellor and President,  
The Chinese University of Hong Kong.

The research on optical communications, which is expected to bring forth extensive social innovation, substantially started in 1960 with the invention of the laser, followed by studies on light source, transmission line and photodetectors. Dr. Kao predicted in specific terms the possibility of realizing large capacity optical communications using optical fiber, at an earlier phase, based on his own reasoning for the applicability of optical fiber to the large capacity transmission, and estimation of possible transmission range on the basis of presupposed loss and tolerable photoelectric power level. He played pioneering and leading roles in the exploitation of optical fiber transmission lines and his works are clearly appreciated in the world as having exerted a significant impact on the subsequent development of optical communication technology.

Field of Neuroscience

**Elucidation of the functional principles  
and neural mechanisms of the cerebellum**



Dr. Masao Ito

Japan (1928 - 2018)

Director-General, Frontier Research Program,  
The Institute of Physical and Chemical Research  
President, Science Council of Japan


Dr. Ito has tried over 40 years to elucidate neural mechanisms of the brain by using a combination of neurophysiological, cell-biological, system-theoretical, and molecular biological approaches. In particular, he successfully revealed several basic features of cerebellar function, such as inhibitory output of the Purkinje cells which is mediated  $\gamma$ -aminobutyric acid. He also found that the flocculus of the cerebellum plays a key role in adaptive control of the vestibule-ocular reflex, a basic reflex circuit, by way of a synaptic plasticity, the long-term depression, which is the basic of the learning capability of cerebellar cortical neural circuits. Furthermore, he and his collaborators elucidated molecular processes underlying long-term depression. They succeeded in inducing a reversible learning deficit by temporally inactivating long-term depression. The recent model he proposed aims at explaining a certain category of mental function, implicit memory, as function of the newest part of the cerebellum. His success gave a great impetus to researches in the neuroscience discipline.



## 1995

Field of Materials Processing Technologies

**Outstanding contributions to research and practical applications of light emitting diodes and lasers through pioneering achievements in the understanding of physical principles and in the process technology of intermetallic compound semiconductors**



Dr. Nick Holonyak, Jr.

USA (1928 - 2022)

Professor, Center for Advanced Study,  
John Bardeen Chair Professor, University of Illinois

Dr. Holonyak, focused his research on intermetallic compound semiconductors, which led him to the invention of the first practical light emitting diode (LED) by the use of GaAsP crystals. In 1962, he made the first visible light semiconductor laser.

He extended his research to develop ternary and quaternary compound semiconductors, and was the first to succeed in independent control of the energy gap and lattice constant for preparing devices.

He was the first (1978) to achieve continuous room temperature operation of a laser with quantum-well-structure.

Dr. Holonyak's achievements ranging from research to practical developments on light-emitting diodes and lasers gave continuous stimulus and remarkable enrichment both to physics and technology.

Field of Science and Technology for Agriculture, Forestry and Fishery which conserves the Environment

**Pioneer contributions in the development of integrated pest management by the sterile insect release method and other biological approaches**



Dr. Edward F. Knipling

USA (1909 - 2000)

Retired Director,  
Entomology Research Division, Agricultural Research Service

Dr. Knipling has devoted himself to the research on insect pest as a agricultural entomologist since 1931. He proposed the truly original idea of environmentally friendly pest control by suppressing the insect population in agricultural crops and domestic animals. Accordingly, he made outstanding contributions to the improvement of food production. He developed a new concept of insect pest control known as the sterile insect release method. In 1931 he attained great success in eradicating the screwworm fly, a serious and sometimes fatal pest of livestock in the Southwest region of the United States. From 1953, he made important contributions to the development of an environmentally sound method of insect pest control. He proposed and played a key role in promoting Integrated Pest Management. He played a leading role in scientific research and in application of his findings in terms of pest control without harming the environment.

### 1994

Field of Aerospace Technologies

**Inspirational leadership in unmanned lunar and planetary exploration, and for pioneering achievements in the development of spacecraft and deep space communications**



Dr. William Hayward Pickering

USA (1910 - 2004)

Professor Emeritus of the California Institute of Technology

Dr. Pickering, as a Director of the JPL, the California Institute of Technology, had made many pioneering contributions to space technologies such as the development of spacecraft as a means for space exploration, and the development of deep space communications network for data acquisition for 32 years. Owing to his command and guidance technologies, the USA's first artificial satellite "Explorer 1" was launched in 1958. And "Pioneer 4", the design of which was led by him, succeeded in becoming the first U.S. man made object to escape from the Earth's gravitational field in 1959. He developed new technologies for digital communications and high definition television. His achievements have made significant contributions to the "expansion of mankind's active domain to outer space". His technologies have been applied in many fields and have contributed to the welfare of mankind.

Field of Psychology and Psychiatry

**Discovery of dopamine as a neurotransmitter and clarification of its role in mental and motor functions and their disorders**



Dr. Arvid Carlsson

Sweden (1923 - 2018)

Professor Emeritus, Gothenburg University

Dr. Carlsson has made substantial contributions towards the clarification of the functions of dopamine in the brain. This has promoted causal treatment of Parkinson's disease. In 1988, he presented a modified hypothesis on schizophrenia. This showed a direction to understand schizophrenia as a putative transmitter imbalance syndrome and opened up new therapeutic strategies for Parkinson's disease. He has been an international leader in the field of neuropsychopharmacology for three decades. His original and unique discoveries in dopamine research have led to a new understanding and new effective treatments for Schizophrenia and Parkinson's disease. He has made a great contribution to the development of psychology and psychiatry from the field of neuropsychopharmacology.

---

# 1993

---

Field of Safety Engineering and Disaster Mitigation

---

## Development of modern seismology and advancement of international cooperation in disaster science



Dr. Frank Press

USA (1924 - 2020)

President of U.S. National Academy of Sciences

Dr. Press was the first to propose that the dispersion of long period earthquake surface wave motion could be used as a tool for studying the structure of the earth's crust and upper mantle. Analyzing surface waves, Dr. Press verified that the occurrence of an earthquake is fault motion itself. It was the beginning of modern seismology and the forerunner for studies on earthquake mechanisms.

Dr. Press was the leader in the promotion of scientific research and development in the area of disaster mitigation. As demonstrated by his efforts for International Geophysical Year (IGY) and Worldwide Standardized Seismograph Network (WWSSN), he recognized the importance of international cooperation in disaster sciences. He conceived and has been a leader in promoting the International Decade for Natural Disaster Reduction (IDNDR), a UN program in which the international community, under the auspices of the UN, will pay special attention during the last decade of the century to fostering international disaster (such as earthquakes, floods, droughts, volcanos, landslides, windstorms and wildfires) reduction.

---

Field of Molecular and Cellular Technology in Medicine

---

## Development of the polymerase chain reaction



Dr. Kary B. Mullis

USA (1994 - 2019)

Founder and Vice President Research,  
Atomic Tags, Inc.

The polymerase chain reaction (PCR) which was devised by Dr. Mullis, has revolutionized molecular genetics, molecular biology, medicine and many other related scientific fields. The PCR is a way of amplifying specific DNA sequences from small amounts of a complex template. Thus, in medicine the PCR has had a major impact on the diagnosis and screening of genetic diseases and cancer, the rapid detection of fatiduous or slow growing microorganisms and viruses, the detection of minimal residual disease in leukemia. The method has also been applied to studies on molecular evolution. Analysis of DNAs from different human populations allowed the construction of phylogenetic trees. Samples of historic or ancient DNA from extinct species have successfully been subjected to PCR amplification. This capability of analyzing minute quantities of degraded DNA makes it possible to apply PCR for forensic purposes.

### 1992

Field of Science and Technology of Material Interfaces

**Contributions to the new development of the chemistry and physics of solid surfaces**



Prof. Dr. Gerhard Ertl

Germany Born in 1936

Director of Fritz-Haber Institute of Max Planck Society,  
Honorary Professor at the Free University Berlin  
and at the Technical University Berlin

Since the 1960s, Professor Ertl has developed extensive studies on the chemisorption phenomena of atoms or molecules of representative chemicals on metal surfaces, and has explained a number of important phenomena such as phase transitions in chemisorbed layers and the surface reconstruction induced by adsorption.

He has also pioneered and developed the study of the dynamical aspects of chemical processes on metal surfaces in atomic and molecular level.

By a series of outstanding scientific achievements in this area, he has opened up a new area of surface science, and made invaluable contributions to the development of this important and new research area in science and technology of material interfaces.

Field of Science and Technology for Biological Production

**Discovery of method of the cryopreservation of semen and embryos in farm animals**



Prof. Ernest John Christopher Polge

UK (1926 - 2006)

The Scientific Director  
of Animal Biotechnology Cambridge Ltd.

Prof. Polge developed a new method for preservation of spermatozoa whereby bull semen in glycerol-containing media withstood freezing at a very low temperature (-79°C). This has promoted the growth of what has become a new science of cryobiology with practical applications in various spheres in medicine and agriculture. There is no doubt that the largest application has been in the deepfreezing of semen for artificial insemination, particularly in cattle; in which the impact on breeding and livestock improvement has been great. The development of techniques for the preservation of embryos at low temperatures is now being applied in a number of farm animal species.

---

Field of Applied Mathematics

---

**Contributions to analysis and control of distributed systems, and to promotion of applied analysis**



**Dr. Jacques-Louis Lions**

France (1928 - 2001)

The Chairman of Analysis and Systems Control at the Collège de France and the President of National Center of Space Studies

Dr. Lions led the world to establish the new field of applied mathematics which makes good use of expertise inherited inside the traditional discipline of analysis and which can fully benefit from the powerful functions of modern computers.

His research and achievements have covered exceedingly wide areas, including establishment and development of the control theory of distributed systems which are governed by partial differential equations.

The method is expected to be the most promising among existing mathematical approaches to global and environmental problems.

As for applications in industry, Dr. Lions made considerable contributions to computational aerodynamics for the aerospace industry, simulation for the petroleum industry and mathematical analysis for the French Energy Agency.

---

Field of Imaging Techniques in Medicine

---

**Development of ultrasound imaging in medicine**



**Dr. John Julian Wild**

USA (1914 - 2009)

M.D., Ph.D., FAIUM, Head, Physicomedical Institute, Minneapolis

In 1949, Dr. Wild manufactured prototype equipment for A-mode ultrasonography and with this equipment, he succeeded in measuring the thickness of the human colon. This was the first attempt to use ultrasound for biomedical application.

Subsequently, he developed a two-dimensional ultrasound image employing B-mode equipment, for which he has been also recognized as being the first pioneer of medical ultrasonic imaging. The method today is widely used on a variety of occasions including detection and diagnosis of brain tumors and breast cancer. In particular, the breast imaging by this equipment brought about the successful imaging of a tiny 7mm diameter nipple cancer.

1990

Field of Technology of Integration- Design, Production and Control Technologies

**Establishment of an academic field named Artificial Intelligence and the proposal of fundamental theories in that field**



Dr. Marvin Minsky

USA (1927 - 2016)

Professor of Electrical Engineering, MIT

Dr. Minsky published his paper “Steps Toward Artificial Intelligence” in 1961 and this gave Artificial Intelligence (AI) world wide exposure and has earned Dr. Minsky the title of “Father of AI”. Artificial Intelligence became increasingly complex by the 1970s, involving vast amounts of knowledge and the need to use specially appropriate pieces of knowledge at particular times. Dr. Minsky proposed a theory of frames for the effective representation and utilization of knowledge in computers. In the 1980s, AI has produced many more practical application systems and many researchers have turned toward the question of how to make machines learn more by themselves. In addition to the development of the theory and practical application systems, he emphasized the necessity of study on the human mind including emotion and self consciousness. In his book “Society of Mind,” he proposed a model of the human mind which consists of many small agents (computers) working together by communicating with each other. His proposal is expected to further expand the AI technology to other fields of science and help promote AI applications.

Field of Earth Science

**Initiation of the theory of plate tectonics and contributions to its development (Joint Award)**



Dr. William Jason Morgan

USA (1935 - 2023)

Professor

at Princeton University



Dr. Dan Peter McKenzie

UK Born in 1942

Professor

at Cambridge University



Dr. Xavier Le Pichon

France Born in 1937

Directeur du

Département de Géologie, Ecole Normale Supérieure

Dr. Morgan began his revolutionary work by dividing Earth’s outer shell into some 20 plates, analyzing their movements as rigid, rotating segments of the shell, and measuring absolute velocities of plate motion. Mid-oceanic ridges, subduction zones and transform faults all came to be interpreted as results of the movements of these plates. The great significance of Dr. Morgan’s theory became widely recognized and his work subsequently triggered numerous studies in a variety of fields.

Dr. Mckenzie has analyzed earthquake systems in the circum-Pacific region and has demonstrated independently that the floor of the Pacific Ocean moves as a single plate, rotating against North America and East Asia. In collaboration with Dr. Morgan, Dr. Mckenzie has also carried out a geometrical analysis of triple junctions where three plates meet. This work has contributed greatly to understanding the relative motion of plates and the energetics of plate movements. He has also proposed the highly original model that large sedimentary basins, important in the formation of oil and natural gas deposits, are formed by thinning of the crust due to plate motion.

Dr. Le Pichon, inspired by the work of Dr. Morgan has independently determined plate movements over the entire surface of Earth, using ocean floor spreading velocities estimated from paleomagnetic patterns and the directions of transform faults. He has also published a book on plate tectonics which has had a great influence on Earth scientists throughout the world, and has played a major role in seafloor investigation at plate boundaries. Through these works, he has contributed greatly to the understanding of the geological nature of plate boundaries under the ocean.

---


# 1989

---

Field of Environmental Science and Technology

---

**Studies on the mechanisms of stratospheric ozone depletion by chlorofluorocarbons**



Dr. Frank Sherwood Rowland

USA (1927 - 2012)

Professor at University of California, Irvine

In 1974, Dr. Rowland, who studied physical chemistry, was the world's first scientist to point out the mechanisms by which chlorofluorocarbons could destroy the ozone layer which protects life on earth from harmful ultraviolet solar radiation.

He also predicted that if emission of chlorofluorocarbons continues at its current rate, it would eventually result in a 7-13% loss of the total ozone.

Dr. Rowland's theoretical insights and predictions have been verified by scientists throughout the world, and have done much to strengthen international efforts for the preservation of stratospheric ozone.

---

Field of Medicinal Science

---

**Pioneering contributions to the syntheses of prostaglandins and their related compounds which are of great therapeutic value**



Dr. Elias James Corey

USA Born in 1928

Professor at Harvard University

Dr. Corey's study covered almost all fields of organic chemistry. He became the first researcher to synthesize pure prostaglandins in natural, optically active form. This allowed the large scale production of all natural prostaglandins to provide a stable supply for other researchers, thus contributing considerably to the development of biochemistry and medicine.

His synthesis had three major advantages over other methods in terms of efficiency, versatility, and economy.

Dr. Corey's achievement in the synthesis of eicosanoids is a monumental work in modern medicinal science. It is broadly expected that this synthesis will facilitate development of medicines for such diseases as cerebral thrombosis, arteriosclerosis and gastric and intestinal ulcers.

1988

Field of Energy Technology

Establishment of fast breeder reactor technology



Dr. Georges Vendryes

France (1920 - 2014)

Scientific advisor to the president of the Commissariat à l'Energie Atomique

Following his contribution to the establishment of the fundamentals of nuclear power design and the promotion of fast breeder reactor development, Dr. Vendryes' work led to the successful completion of "Super Phoenix," the world's first large-scale test breeder, establishing practical technologies for a solution to mankind's energy problem in the future.

Field of Preventative Medicine

Discovery of the AIDS causing virus and development of diagnostic methods (Joint Award)



Dr. Luc Montagnier

France (1932 - 2022)

Chief, Department of Virus Tumours, Pasteur Institute

Leading the joint research staff at the Pasteur Institute in 1983, Dr. Montagnier became the first researcher in the world to discover HIV, the pathogen behind AIDS, thus launching the start of genuine HIV research. He has also developed practical blood serum diagnostic methods for the establishment of basic preventative countermeasures.



Dr. Robert C. Gallo

USA Born in 1937

Chief, Laboratory of Tumour Cell Biology, National Institute of Health

Leading his own independent research group, Dr. Gallo established a method of culturing human T cells and succeeded in isolating the HIV virus, making a major contribution to analysis of its relationship with AIDS. He is also a pioneer in the research and development of AZT, the most effective AIDS treatment thus far, as well as in the effort to manifest a virus gene and realized and AIDS vaccine.



The eradication of smallpox (Joint Award)




Dr. Donald A. Henderson  
USA (1928 - 2016)  
Dean, Johns Hopkins University,  
School of Hygiene and Public Health

As the first chief medical officer of the WHO World Smallpox Eradication Office, Dr. Henderson dedicated his efforts to the development of group vaccination programs and contributed to its historic success through the worldwide eradication of smallpox.



Dr. Isao Arita  
Japan (1926 - 2023)  
Director,  
Kumamoto National Hospital

As the second chief medical officer of the WHO World Smallpox Eradication Office, Dr. Arita established basic disease control knowledge and performed epidemiological analysis as well as surveys and research into vaccine quality improvement.




Dr. Frank Fenner  
Australia (1914 - 2010)  
Professor Emeritus,  
Visiting Fellow, The John Curtin School of  
Medical Research,  
The Australian National University

Dr. Fenner, as the chairman of the WHO Smallpox Eradication Surveillance Committee, supervised implementation of the global smallpox eradication program and his consistent efforts greatly contributed to its success.

1987

Field of Electro-Optics

Realization of the world's first laser



Dr. Theodore H. Maiman  
USA (1927 - 2007)  
Former chief of research at Hughes  
Research Laboratories  
President of Maiman Associates Inc.


This pioneer in electro-optics became in 1960 the first scientist to succeed in generating radiation with a ruby laser, greatly aiding subsequent research on lasers. Dr. Maiman has also made a major contribution towards the advancement of the fields of natural science and engineering technology.

Field of Improvement of Biological Functions

Development of the IR8 and IR36 strains for rice breeding strategies geared to the tropical and subtropical zones (Joint Award)



Dr. Henry M. Beachell  
USA (1906 - 2006)  
Former head of the Plant Breeding  
Department at the International Rice  
Research Institute  
Advisor to the Farms of Texas Company



Dr. Gurdev S. Khush  
India Born In 1935  
Head of the Plant Breeding  
Department at the International  
Rice Research Institute

Dr. Beachell has taken part in the IRRI's rice strain improvement projects since the institute's establishment. In 1966 he developed the IR8 strain that helped pave the way for the "green revolution" in developing nations.

Carrying on the work begun by Dr. Beachell, Dr. Khush further improved IR8 and in 1976 developed IR36, a strain highly tolerant of poor environmental conditions. IR36 contributed immensely to the attainment of production stability and self-sufficiency in rice in tropical and subtropical countries.

---

1986

---

Field of Materials Science and Technology

---

**Pioneering contributions to materials science with impact on new materials technology such as amorphous solids**



**Dr. David Turnbull**

USA (1915 - 2007)

Professor at Harvard University

Dr. Turnbull, who formulated the guiding principles of new materials development, predicted what kinds of alloys will, like glass, tend to assume an amorphous character with an irregular alignment of atoms in rapid cooling from a molten state. In addition, this prominent scientist cleared the way for the production of high-density ceramics and perfect crystals for use in ICs.

---

Field of Medical Technology

---

**Research and development of artificial organs and their relevant technology**



**Dr. Willem J. Kolff**

USA (1911 - 2009)


Professor at the University of Utah.  
Head of the Institute for Biomedical Engineering.

As father of artificial organ technology, Dr. Kolff achieved clinical success in the development of a rotating drum-type kidney device in 1943. He then continued to work to popularize disposable-type artificial kidneys while playing a leading role in the development of artificial lungs and hearts.

1985

Field of Information and Communications

**Outstanding achievement  
in the field of electronics  
and communications technologies**



Dr. John R. Pierce

USA (1910 - 2002)

Professor Emeritus at Stanford University

Dr. Pierce's achievements in the field of information and telecommunication engineering represent the highest scientific caliber in the United States. His work has resulted in the theoretical development of the possibilities of communications satellites and of broad-band digital transmissions via pulse code modulations and multivalent signals.

Field of Biotechnology

**Outstanding achievement in basic theory  
in the field of immobilized enzymes  
and their practical applications**



Dr. Ephraim Katchalski-Katzir

Israel (1916 - 2009)

Professor at Tel Aviv University  
and at Weizmann Institute of Science.

Dr. Katzir, the fourth President of the State of Israel from 1973 to 1978, is credited with the invention and development of the bioanalyzer and bioreactor, two devices employing immobilized enzymes and cells which form part of the foundation of biotechnology.

## **Donating to our Foundation**

Any donations to our foundation will be greatly appreciated.

The money will go towards expanding our activities.

If you wish to make a donation or have any queries, please contact our office.

Our foundation is a certified Public Interest Incorporated Foundation which falls under the category of “Special Public Interest Promotion Corporation”. Personal or corporate, any donation to our foundation will be given preferential tax treatment according to the tax laws.

**THE JAPAN PRIZE FOUNDATION**

[www.japanprize.jp](http://www.japanprize.jp)

---

ARK Mori Building, East Wing 35th Floor, 1-12-32 Akasaka, Minato-ku, Tokyo, 107-6035, JAPAN  
Tel: +81-3-5545-0551 Fax: +81-3-5545-0554